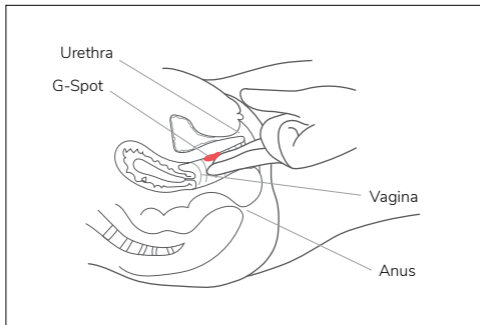




**G-Spa User Instructions and
Warranty Information**

Where is G-spot ?

G-spot, first introduced by German obstetrician and gynecologist Dr Ernst Gracippe, is located on the front wall of the vagina about 3~4cm away from the vaginal opening (two-thirds the length of the female vagina, from the outside to the inside).



Point G is located at a distance of 2-3 phalanges to the knuckles, and the back of the G-Spa can touch it.

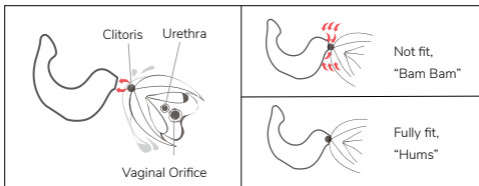
What is the G-spot function ?

G-spot is a sensitive area in women the size of a human nail, and is their most important area of excitement. Women can get "deep" orgasms by stimulating this area, or even faint.

Four USES of the G-Spa

1. Sucking Mode

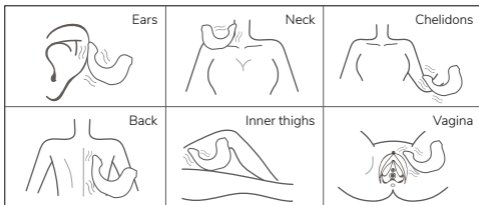
Apply a lubricant to the clitoris and make the mouth of the G-Spa fit properly on it, starting with a low vibration level, so you can enjoy a pleasant sensation of lightness and depth.



Warning prompt : when the mouth does not fully fit the skin, there will be a layer of air trapped inside and outside producing a "Bam Bam" sound. This is perfectly normal, but the pleasure obtained will not be intense. When the mouth fits perfectly, the sound will become stable, and make you enjoy it without problems!

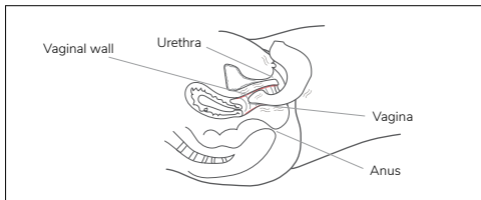
2.Vibration Mode (External Use)

Turn on the vibrating tail, and let it pass everywhere. Then slowly enjoy its effect on different sensitive parts of the body, such as behind the ears, neck, chelidons, back, inner thighs, vagina, etc.



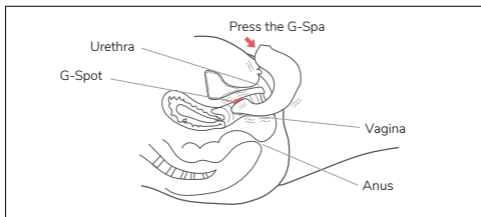
3. Vibration Mode (Internal Use)

Turn on the vibrating tail, and place it inside your vagina. With the tail vibrating, experience different pleasures by stimulating the inner wall of the vagina and the vaginal orifice.



4.G-spot Stimulation

Turn on the vibrating tail, and place it inside the vagina. Gently press the head of the G-Spa pointing its tail upwards and pressing it against the upper wall of the vagina (G-spot). This way you will be able to awake the G-spot and experience maximum pleasure.



If you want to have more fun, please quickly press the head of the G-Spa, and keep the tail going up. G-spot stimulation will be even more violent.

Product Specifications

Material: Silicone+ABS

Number of Motors: 2

Size: product: 90*40*128mm **charging base:** 11*34.5*47.5mm

Weight: product: 147g **overall weight:** 185g

Battery: 500mAh

Recharge: Type-C for 2.5h

The light flashes when charging and turns off after a full charge.

Operating Time: Sucking mode, about 4 hours at full speed.

The vibration mode can run for more than 2.5 hours at full speed. Running both simultaneously for up to 1.5 hours.

Waterproof grade: IPX6, Washable, not recommended to soak it.

Packing List

G-Spa x1, Bag x1, Specifications x1, Type-C connector x1

Maintenance

- Clean the G-Spa before and after use. Try to keep it clean after each wiping. **Please do not wash it with sharp or abrasive utensils (such as manicure utensils).**
- Please do not use the G-Spa in environments with a high temperature, humid environments, with salt water or sea water, in order to avoid malfunctions.
- Please do not soak or boil the appliance for a long time.
- In order to avoid malfunctions, please do not immerse it under a column of water above 30cm deep, as the waterproof design of the appliance is made to operate at a gentle wash level.
- Please do not use the G-Spa in a state of physical discomfort, such as fatigue or after drinking alcoholic beverages.
- Please do not drop or hit it hard, to avoid electric shock, short circuits or malfunctions.
- Please do not clean the G-Spa with organic solvents, degreasing oil, alcohol, hot water, etc., as these may cause the product to deform or discolour.
- If you do not feel well after using the G-Spa, please stop using it immediately and seek medical advice as soon as possible.
- If you encounter a malfunction in the appliance or experience an abnormal reaction, please stop using it immediately and cut off the power supply in order to avoid accidents.
- The appliance is only suitable for use by adults over 18 years of age. To prevent the spread of disease, please do not share it with others.
- Please do not use it with silicone lubricants. It is recommended that you use it with water-based lubricants.

Precautions

- Please do not disassemble, repair or modify the product yourself, as it may cause damage to the appliance, water leaks, fire and other abnormal reactions that may result in personal injury.
- Consult a doctor before using this appliance, if you use an electronic medical device such as an artificial pacemaker, you are a pregnant woman or belong to any group of people who are suffering from any other type of disease being treated by a doctor.
- Keep it out of the reach of children, in order to prevent them from swallowing their accessories or dismounting their parts, as they can cause an accident.

1 Year Warranty

- The warranty period for the OSUGA product is one year after purchase. Any quality issues caused by the manufacturing of the product or defect in its materials are covered by the warranty.
- The scope of the warranty covers mainly damage due to the quality of the product itself, but does not cover wear and tear due to long-term use or wear and tear due to malfunction, negligence or accident.
- Please do not attempt to open or disassemble OSUGA product, or else you will not be able to enjoy a free repair service.
- If you have such quality issues and inform OSUGA during the warranty period, OSUGA will replace the appliance for free.
- Any claim for quality assurance must be provided with reasonable evidence that the product is still within the warranty period. Please meet the specifications and keep the purchase certificate properly.

Disposal and Recycling

Disposal of waste from electronic equipment (applicable to the EU and other European countries subject to waste separation and disposal systems)

The trash can icon marked with a fork indicates that the product should not be treated as household waste and it should be sent to the appropriate electrical and electronic recycling facility for disposal.



Disclaimer

The user use this product at his own risk. OSUGA and its retailers assume no legal responsibility or liability caused by injury or non-physical damage caused directly or indirectly by the use of this product. OSUGA reserves the right to modify the content of this manual, any changes will be made without prior notice.

After-sales card

This card must be used to make an exchange. If you need to change your appliance, please send an email to our after-sales service with the necessary information so that we can deal with your problem more efficiently after the sale.

Guarantee period : 1 year

Special announcement :

Our brand firmly safeguard the rights and interests of consumers. If for any reason our product has quality problems, we will actively take care of solving them.

However, adult supplies belong to the intimate and private product group, and in order to ensure that each customer can purchase new products, we do not accept the exchange without quality problems after the plastic packing of the box is open.

Customer Service: support@osuga.com

Date of sale	
Purchase method	
Order number	
Reason for exchange	
Consignee name	
Tel.	
Delivery address	